

DOLTON SCHOOL DISTRICT 149
COMPARATIVE STATEMENT OF REVENUE AND EXPENDITURES
ALL FUNDS
FY 2017 THROUGH FY 2020

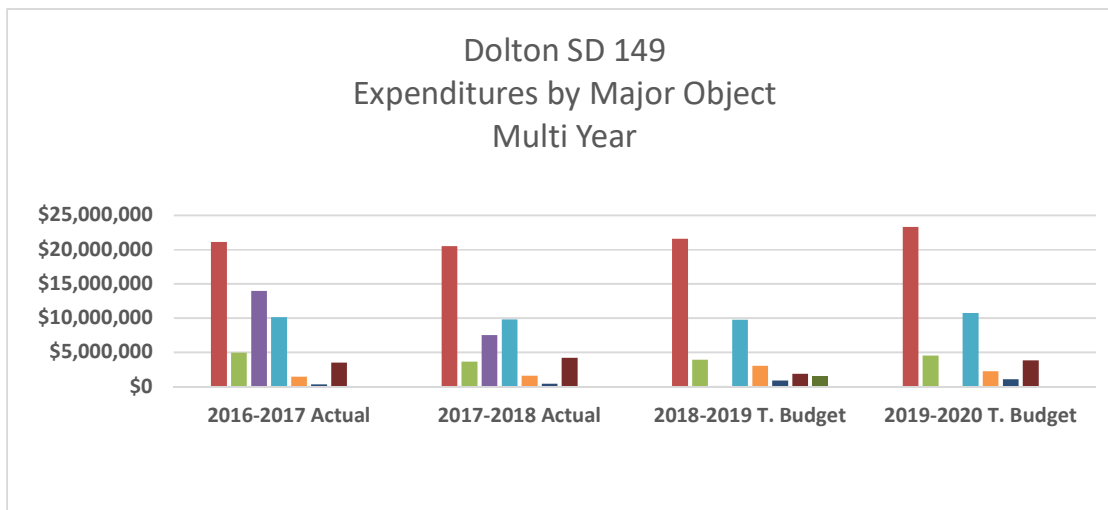
Beg. Fund Balance \$ 15,974,326 \$ 16,481,545 \$ 18,449,102 \$ 18,449,102

REVENUE

FUNCTION	2016-2017 Actual	2017-2018 Actual	2018-2019 T. Budget	2019-2020 T. Budget	% of Total
Local	\$ 14,720,229	14,616,403	\$ 10,787,067	\$ 15,168,286	34%
Flow Through	13,978,804	7,524,233	59,181	32,111	0%
State	22,350,719	23,406,127	22,463,115	23,095,221	52%
Federal	4,964,558	4,169,233	5,617,180	6,302,627	14%
Other	-	-	-	-	0%
Total	\$ 56,014,310	\$ 49,715,996	\$ 38,926,542	\$ 44,598,245	100%

EXPENDITURES

OBJECT	2016-2017 Actual	2017-2018 Actual	2018-2019 T. Budget	2019-2020 T. Budget	% of Total
Salaries	\$ 21,145,810	\$ 20,490,368	\$ 21,592,218	\$ 23,324,852	51%
Employee Benefits	4,955,469	3,644,962	3,941,635	4,539,769	10%
On Behalf Payment	13,978,804	7,524,233	59,181	32,111	0%
Purchased Services	10,138,022	9,836,838	9,807,764	10,738,686	23%
Supplies	1,454,117	1,576,094	3,042,101	2,229,453	5%
Equipment	338,694	437,137	852,170	1,081,629	2%
Other Purchases	3,496,175	4,229,264	1,894,340	3,830,782	8%
Tuition		-	1,525,000	-	0%
Non Capitalized Equip.		9,543			
Total	\$ 55,507,091	\$ 47,748,439	\$ 42,714,409	\$ 45,777,282	100%
Surplus/(Deficit)	\$ 507,219	\$ 1,967,557	\$ (3,787,867)	\$ (1,179,037)	
Ending Fund Balance	\$ 16,481,545	\$ 18,449,102	\$ 14,661,235	\$ 17,270,065	

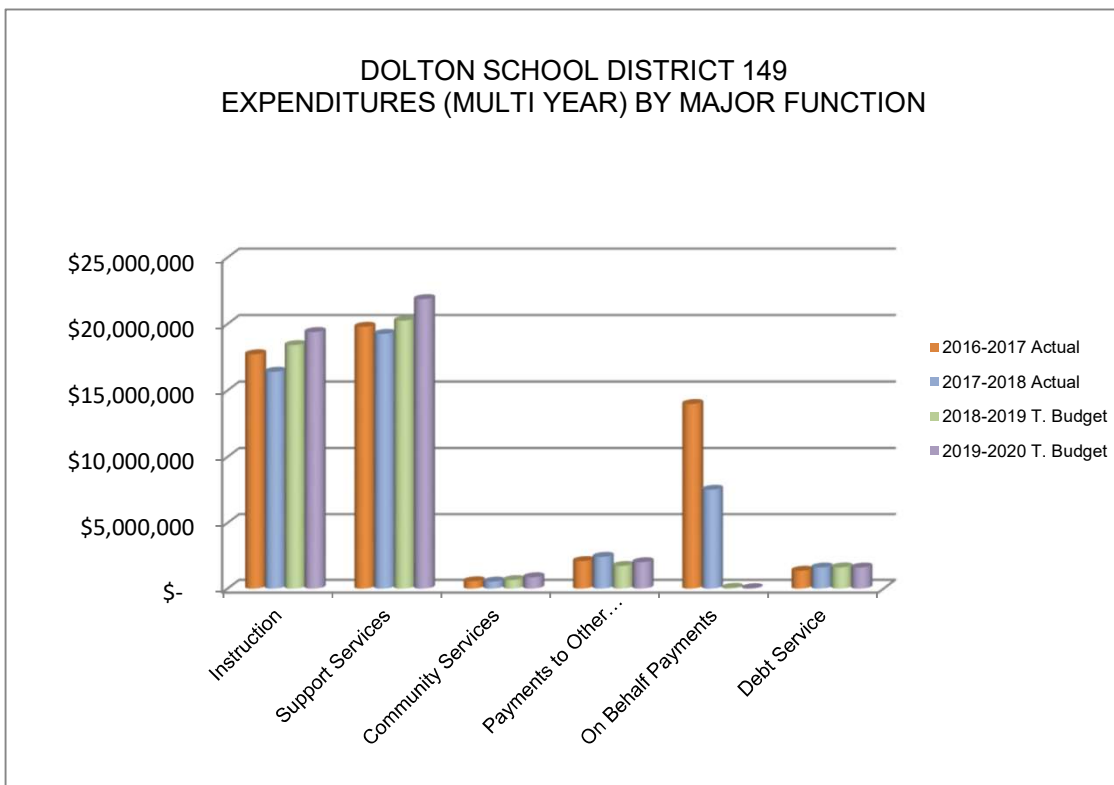


DOLTON SCHOOL DISTRICT 149
 COMPARATIVE STATEMENT OF REVENUE AND EXPENDITURES
 ALL FUNDS
 FY 2017 THROUGH FY 2020

EXPENDITURES (CONTINUED)

EXPENDITURES SUMMARY BY MAJOR FUNCTION

EXPENDITURES	2016-2017 Actual	2017-2018 Actual	2018-2019 T. Budget	2019-2020 T. Budget	% of Total
Instruction	\$ 17,719,162	\$ 16,406,149	\$ 18,409,302	\$ 19,393,474	42%
Support Services	19,787,872	19,253,968	20,251,183	21,872,366	48%
Community Services	562,246	536,278	655,303	863,248	2%
Payments to Other Districts & Governmental Units	2,095,962	2,419,071	1,725,000	2,008,218	4%
On Behalf Payments	13,978,804	7,524,233	59,181	32,111	0%
Debt Service	1,363,045	1,608,740	1,614,440	1,607,864	4%
Total Expenditures	\$ 55,507,091	\$ 47,748,439	\$ 42,714,409	\$ 45,777,282	100%



DOLTON SCHOOL DISTRICT 149
 COMPARATIVE STATEMENT OF REVENUE AND EXPENDITURES
 EDUCATION FUND
 FY 2017 THROUGH FY 2020

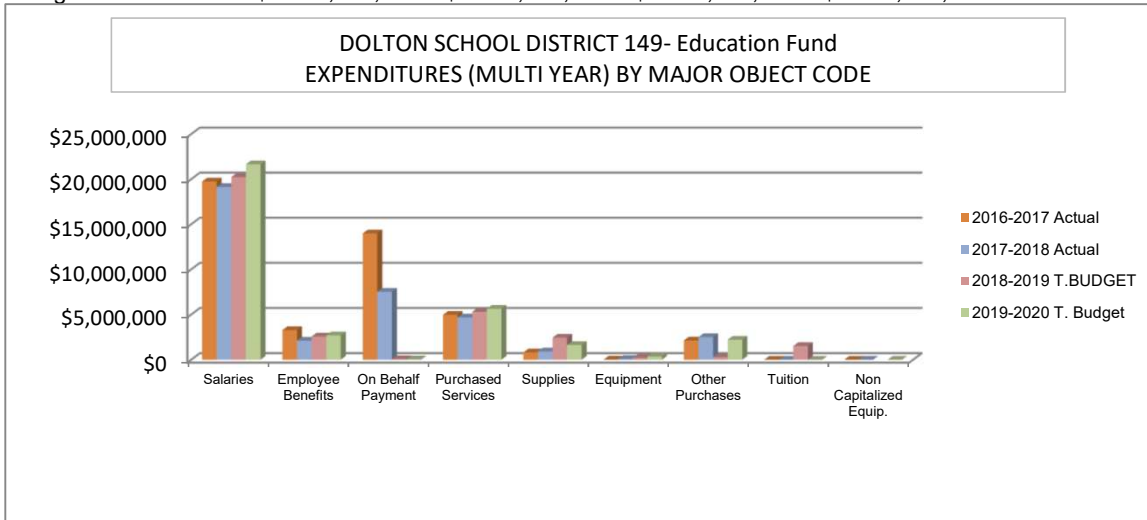
Beg. Fund Balance \$ 712,506 \$ 1,145,606 \$ 4,305,212 \$ 1,424,311

REVENUE

FUNCTION	2016-2017 Actual	2017-2018 Actual	2018-2019 T.BUDGET	2019-2020 T. Budget	% of Total
Local	\$ 9,262,695	\$ 9,030,871	\$ 5,659,498	\$ 9,543,982	19%
Flow Through	13,978,804	7,524,233	59,181	32,111	0%
State	17,169,248	19,381,560	18,405,671	19,183,863	62%
Federal	4,964,558	4,169,233	5,617,180	6,302,627	19%
Other	-	-	-	-	0%
Total	\$ 45,375,305	\$ 40,105,897	\$ 29,741,529	\$ 35,062,583	100%

EXPENDITURES

OBJECT	2016-2017 Actual	2017-2018 Actual	2018-2019 T.BUDGET	2019-2020 T. Budget	% of Total
Salaries	\$ 19,751,572	\$ 19,130,327	\$ 20,233,936	\$ 21,652,103	62%
Employee Benefits	3,281,697	2,119,715	2,577,101	2,697,297	8%
On Behalf Payment	13,978,804	7,524,233	59,181	32,111	0%
Purchased Services	4,968,360	4,678,906	5,308,341	5,648,979	16%
Supplies	803,642	914,793	2,436,301	1,623,653	7%
Equipment	17,450	76,843	198,670	363,129	1%
Other Purchases	2,140,680	2,501,474	283,900	2,222,918	1%
Tuition	-	-	1,525,000	-	5%
Non Capitalized Equip.	-	-	-	-	-
Total	44,942,205	\$ 36,946,291	32,622,430	34,240,191	100%
Surplus/(Deficit)	\$ 433,100	\$ 3,159,606	\$ (2,880,901)	\$ 822,392	
Ending Fund Balance	\$ 1,145,606	\$ 4,305,212	\$ 1,424,311	\$ 2,246,703	



DOLTON SCHOOL DISTRICT 149
 COMPARATIVE STATEMENT OF REVENUE AND EXPENDITURES
 EDUCATION FUND
 FY 2017 THROUGH FY 2020

EXPENDITURES (CONTINUED)

EXPENDITURES SUMMARY BY MAJOR FUNCTION

EXPENDITURES	2016-2017 Actual	2017-2018 Actual	2018-2019 T.BUDGET	2019-2020 T. Budget	% of Total
Instruction	\$ 17,407,747	\$ 16,109,620	\$ 18,081,342	\$ 18,929,982	55%
Support Services	10,897,446	10,368,401	12,113,657	12,419,156	36%
Community Services	562,246	524,966	643,250	850,724	2%
Payments to Other Districts & Governmental Units	2,095,962	2,419,071	1,725,000	2,008,218	6%
On Behalf Payments	13,978,804	7,524,233	59,181	32,111	0%
Debt Service	-	-	-	-	0%
Total Expenditures	\$ 44,942,205	\$ 36,946,291	\$ 32,622,430	\$ 34,240,191	100%

DOLTON SCHOOL DISTRICT 149
 COMPARITIVE STATEMENT OF REVENUE AND EXPENDITURES
 OPERATIONS AND MAINTENANCE FUND
 FY 2017 THROUGH FY 2020

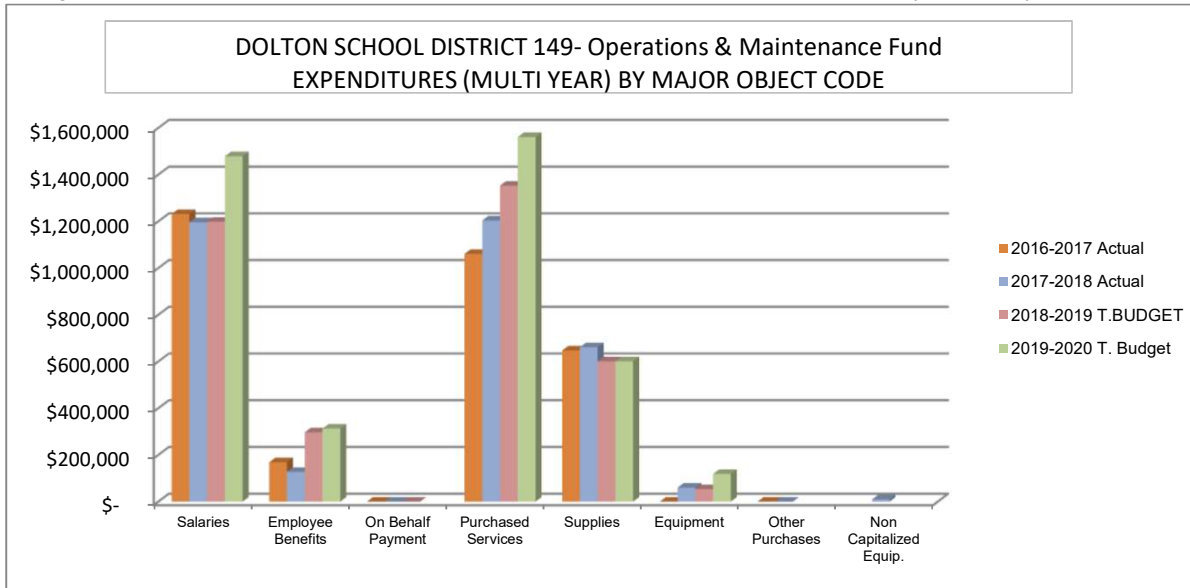
Beg. Fund Balance \$ 1,012,771 \$ 1,668,383 \$ 1,155,246

REVENUE

FUNCTION	2016-2017 Actual	2017-2018 Actual	2018-2019 T.BUDGET	2019-2020 T. Budget	% of Total
Local	\$ 1,263,597	\$ 1,245,187	\$ 1,121,496	1,266,805	46%
Flow Through	-	-	-	-	0%
State	2,500,000	1,500,000	1,500,000	1,500,000	54%
Federal	-	-	-	-	0%
Other	-	-	-	-	0%
Total	\$ 3,763,597	\$ 2,745,187	\$ 2,621,496	\$ 2,766,805	100%

EXPENDITURES

OBJECT	2016-2017 Actual	2017-2018 Actual	2018-2019 T.BUDGET	2019-2020 T. Budget	% of Total
Salaries	\$ 1,231,278	\$ 1,196,154	1,198,282	\$ 1,478,758	36%
Employee Benefits	168,736	127,616	297,000	312,830	8%
On Behalf Payment	-	-	-	-	0%
Purchased Services	1,060,856	1,203,821	1,353,000	1,561,114	38%
Supplies	647,115	661,301	600,800	600,800	15%
Equipment	-	59,889	53,500	118,500	3%
Other Purchases	-	-	-	-	0%
Non Capitalized Equip.	-	9,543	-	-	0%
Total	\$ 3,107,985	\$ 3,258,324	\$ 3,502,582	\$ 4,072,003	100%
Surplus/(Deficit)	\$ 655,612	\$ (513,137)	\$ (881,087)	\$ (1,305,198)	
Ending Fund Balance	\$ 1,668,383	\$ 1,155,246	\$ 274,159	\$ (1,305,198)	



DOLTON SCHOOL DISTRICT 149
 COMPARITIVE STATEMENT OF REVENUE AND EXPENDITURES
 OPERATIONS AND MAINTENANCE FUND
 FY 2017 THROUGH FY 2020

EXPENDITURES (CONTINUED)

EXPENDITURES SUMMARY BY MAJOR FUNCTION

EXPENDITURES	2016-2017 Budget	2017-2018 T.BUDGET	2018-2019 T.BUDGET	2019-2020 T. Budget	% of Total
Instruction	\$ -	\$ -	\$ -	\$ -	0%
Support Services	3,107,985	3,258,324	3,502,582	4,072,003	100%
Community Services	-	-	-	-	0%
Payments to Other Districts & Governmental Units	-	-	-	-	0%
On Behalf Payments	-	-	-	-	0%
Debt Service	-	-	-	-	0%
Total Expenditures	\$ 3,107,985	\$ 3,258,324	\$ 3,502,582	\$ 4,072,003	100%

DOLTON SCHOOL DISTRICT 149
 COMPARATIVE STATEMENT OF REVENUE AND EXPENDITURES
 DEBT SERVICE FUND
 FY 2017 THROUGH FY 2020

Beg. Fund Balance \$ 496,100 \$ 483,711 \$ 626,578 \$ 626,578

REVENUE

FUNCTION	2016-2017 Actual	2017-2018 Actual	2018-2019 T.BUDGET	2019-2020 T. Budget	% of Total
Local	\$ 1,350,656	\$ 1,348,126	\$ 1,372,859	1,212,383	74%
Flow Through	-	-	-	-	0%
State	-	403,481	436,358	436,358	26%
Federal	-	-	-	-	0%
Other	-	-	-	-	0%
Total	\$ 1,350,656	\$ 1,751,607	\$ 1,809,217	\$ 1,648,741	100%

EXPENDITURES

OBJECT	2016-2017 Actual	2017-2018 Actual	2018-2019 T.BUDGET	2019-2020 T. Budget	% of Total
Salaries	\$ -	\$ -	\$ -	\$ -	0%
Employee Benefits	-	-	-	-	0%
On Behalf Payment	-	-	-	-	0%
Purchased Services	7,550	950	4,000	-	0%
Supplies	-	-	-	-	0%
Equipment	-	-	-	-	0%
Other Purchases	1,355,495	1,607,790	1,610,440	1,607,864	100%
Total	\$ 1,363,045	\$ 1,608,740	\$ 1,614,440	\$ 1,607,864	100%
Surplus/(Deficit)	\$ (12,389)	\$ 142,867	\$ 194,777	\$ 40,877	
Ending Fund Balance	\$ 483,711	\$ 626,578	\$ 821,355	\$ 667,455	

DOLTON SCHOOL DISTRICT 149
 COMPARATIVE STATEMENT OF REVENUE AND EXPENDITURES
 DEBT SERVICE FUND
 FY 2017 THROUGH FY 2020

EXPENDITURES (CONTINUED)

EXPENDITURES SUMMARY BY MAJOR FUNCTION

EXPENDITURES	2016-2017 Budget	2017-2018 T.BUDGET	2018-2019 T.BUDGET	2019-2020 T. Budget	% of Total
Instruction	\$ -	\$ -	\$ -	\$ -	0%
Support Services	-	-	-	-	0%
Community Services	-	-	-	-	0%
Payments to Other Districts & Governmental Units	-	-	-	-	0%
On Behalf Payments	-	-	-	-	0%
Debt Service	1,363,045	1,608,740	1,614,440	1,607,864	100%
Total Expenditures	\$ 1,363,045	\$ 1,608,740	\$ 1,614,440	\$ 1,607,864	100%

DOLTON SCHOOL DISTRICT 149
 COMPARATIVE STATEMENT OF REVENUE AND EXPENDITURES
 TRANSPORTATION FUND
 FY 2017 THROUGH FY 2020

Beg. Fund Balance \$ 362,077 \$ 484,732 \$ 478,741 \$ 478,741

REVENUE

FUNCTION	2016-2017 Actual	2017-2018 Actual	2018-2019 T.BUDGET	2019-2020 T. Budget	% of Total
Local	\$ 1,817,302	\$ 1,057,819	\$ 1,038,272	\$ 1,078,545	45%
Flow Through	-	-	-	-	0%
State	1,581,471	1,446,086	1,446,086	1,300,000	55%
Federal	-	-	-	-	0%
Other	-	-	-	-	0%
Total	\$ 3,398,773	\$ 2,503,905	\$ 2,484,358	\$ 2,378,545	100%

EXPENDITURES

OBJECT	2016-2017 Actual	2017-2018 Actual	2018-2019 T.BUDGET	2019-2020 T. Budget	% of Total
Salaries	\$ -	\$ -	\$ -	\$ 33,990	1%
Employee Benefits	-	-	-	3,270	0%
On Behalf Payment	-	-	-	-	0%
Purchased Services	3,276,118	2,509,896	2,613,023	2,354,193	98%
Supplies	-	-	-	-	0%
Equipment	-	-	-	-	0%
Other Purchases	-	-	-	-	0%
Total	\$ 3,276,118	\$ 2,509,896	\$ 2,613,023	\$ 2,391,453	100%
Surplus/(Deficit)	\$ 122,655	\$ (5,991)	\$ (128,664)	\$ (12,908)	
Ending Fund Balance	\$ 484,732	\$ 478,741	\$ 350,077	\$ 465,833	

- For FY 2020 the Director of Facilities & Transportation salary and benefits have been apportioned into the Transportation Fund.

DOLTON SCHOOL DISTRICT 149
 COMPARATIVE STATEMENT OF REVENUE AND EXPENDITURES
 TRANSPORTATION FUND
 FY 2017 THROUGH FY 2020

EXPENDITURES (CONTINUED)

EXPENDITURES SUMMARY BY MAJOR FUNCTION

EXPENDITURES	2016-2017 Budget	2017-2018 Actual	2018-2019 T.BUDGET	2019-2020 T. Budget	% of Total
Instruction	\$ -	\$ -	\$ -	\$ -	0%
Support Services	3,276,118	2,509,896	2,613,023	2,391,453	100%
Community Services	-	-	-	-	0%
Payments to Other	-	-	-	-	0%
Districts & Governmental	-	-	-	-	0%
On Behalf Payments	-	-	-	-	0%
Debt Service	-	-	-	-	0%
Total Expenditures	\$ 3,276,118	\$ 2,509,896	\$ 2,613,023	\$ 2,391,453	100%

DOLTON SCHOOL DISTRICT 149
 COMPARATIVE STATEMENT OF REVENUE AND EXPENDITURES
 I.M.R.F. AND F.I.C.A. FUNDS
 FY 2017 THROUGH FY 2020

Beg. Fund Balance \$ 674,408 \$ 209,807 \$ 377,414 \$ 377,414

REVENUE

FUNCTION	2016-2017 Actual	2017-2018 Actual	2018-2019 T.BUDGET	2019-2020 T. Budget	% of Total
Local	\$ 579,831	\$ 1,152,563	\$ 812,942	\$ 1,270,079	100%
Flow Through	-	-	-	-	0%
State	-	-	-	-	0%
Federal	-	-	-	-	0%
Other	-	-	-	-	0%
Total	\$ 579,831	\$ 1,152,563	\$ 812,942	\$ 1,270,079	100%

EXPENDITURES

OBJECT	2016-2017 Actual	2017-2018 Actual	2018-2019 T.BUDGET	2019-2020 T. Budget	% of Total
Salaries	\$ -	\$ -	\$ -	\$ -	0%
Employee Benefits	1,044,432	984,956	1,067,534	1,356,372	100%
On Behalf Payment	-	-	-	-	0%
Purchased Services	-	-	-	-	0%
Supplies	-	-	-	-	0%
Equipment	-	-	-	-	0%
Other Purchases	-	-	-	-	0%
Total	\$ 1,044,432	\$ 984,956	\$ 1,067,534	\$ 1,356,372	100%
Surplus/(Deficit)	\$ (464,601)	\$ 167,607	\$ (254,592)	\$ (86,293)	
Ending Fund Balance	\$ 209,807	\$ 377,414	\$ 122,822	\$ 291,121	

IMRF = Illinois Municipal Retirement Fund

FICA = Federal Insurance Contributions Act

DOLTON SCHOOL DISTRICT 149
 COMPARATIVE STATEMENT OF REVENUE AND EXPENDITURES
 I.M.R.F. AND F.I.C.A. FUNDS
 FY 2017 THROUGH FY 2020

EXPENDITURES (CONTINUED)

EXPENDITURES SUMMARY BY MAJOR FUNCTION

EXPENDITURES	2016-2017 Budget	2017-2018 Actual	2018-2019 T.BUDGET	2019-2020 T. Budget	% of Total
Instruction	\$ 311,415	\$ 296,529	\$ 327,960	\$ 463,493	31%
Support Services	733,017	677,115	727,521	880,355	68%
Community Services	-	11,312	12,053	12,524	1%
Payments to Other Districts & Governmental Units	-	-	-	-	0%
On Behalf Payments	-	-	-	-	0%
Debt Service	-	-	-	-	0%
Total Expenditures	\$ 1,044,432	\$ 984,956	\$ 1,067,534	\$ 1,356,372	100%

DOLTON SCHOOL DISTRICT 149
 COMPARATIVE STATEMENT OF REVENUE AND EXPENDITURES
 CAPITAL IMPROVEMENTS FUND
 FY 2017 THROUGH FY 2020

Beg. Fund Balance \$ 4,940,438 \$ 4,519,406 \$ 3,525,922 \$ 3,525,922

REVENUE

FUNCTION	2016-2017 Actual	2017-2018 Actual	2018-2019 Budget	2019-2020 T. Budget	% of Total
Local	\$ 27,083	\$ 41,948	\$ 35,000	\$ 35,000	100%
Flow Through	-	-	-	-	0%
State	-	-	-	-	0%
Federal	-	-	-	-	0%
Other	-	-	-	-	0%
Total	\$ 27,083	\$ 41,948	\$ 35,000	\$ 35,000	100%

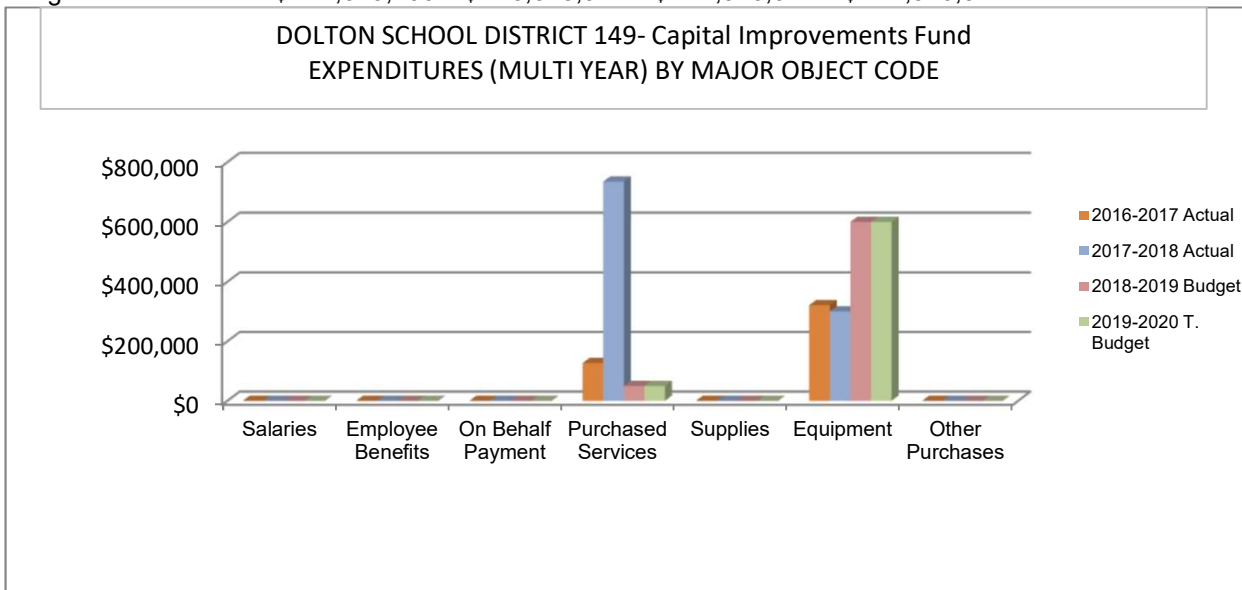
EXPENDITURES

OBJECT	2016-2017 Actual	2017-2018 Actual	2018-2019 Budget	2019-2020 T. Budget	% of Total
Salaries	\$ -	\$ -	\$ -	\$ -	0%
Employee Benefits	-	-	-	-	0%
On Behalf Payment	-	-	-	-	0%
Purchased Services	126,871	735,027	50,000	50,000	8%
Supplies	-	-	-	-	0%
Equipment	321,244	300,405	600,000	600,000	92%
Other Purchases	-	-	-	-	0%

Total \$ 448,115 \$ 1,035,432 \$ 650,000 \$ 650,000 100%

Surplus/(Deficit) \$ (421,032) \$ (993,484) \$ (615,000) \$ (615,000) \$ -

Ending Fund Balance \$ 4,519,406 \$ 3,525,922 \$ 2,910,922 \$ 2,910,922



DOLTON SCHOOL DISTRICT 149
 COMPARATIVE STATEMENT OF REVENUE AND EXPENDITURES
 CAPITAL IMPROVEMENTS FUND
 FY 2017 THROUGH FY 2020

EXPENDITURES (CONTINUED)

EXPENDITURES SUMMARY BY MAJOR FUNCTION

EXPENDITURES	2016-2017 Budget	2017-2018 Actual	2018-2019 T.BUDGET	2019-2020 T. Budget	% of Total
Instruction	\$ -	\$ -	\$ -	\$ -	0%
Support Services	448,115	1,035,432	650,000	650,000	100%
Community Services	-	-	-	-	0%
Payments to Other Districts & Governmental Units	-	-	-	-	0%
On Behalf Payments	-	-	-	-	0%
Debt Service	-	-	-	-	0%
Total Expenditures	\$ 448,115	\$ 1,035,432	\$ 650,000	\$ 650,000	100%

DOLTON SCHOOL DISTRICT 149
 COMPARATIVE STATEMENT OF REVENUE AND EXPENDITURES
 WORKING CASH FUND
 FY 2017 THROUGH FY 2020

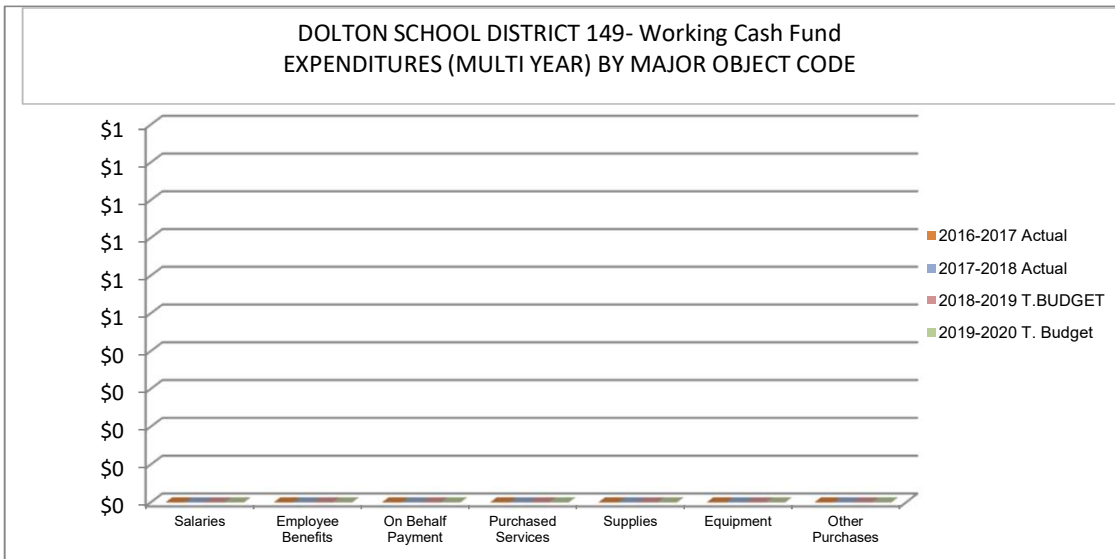
Beg. Fund Balance \$ 7,508,074 \$ 7,612,333 \$ 7,686,747 \$ 7,686,747

REVENUE

FUNCTION	2016-2017 Actual	2017-2018 Actual	2018-2019 T.BUDGET	2019-2020 T. Budget	% of Total
Local	104,259	\$ 74,414	\$ 65,000	\$ 75,000	100%
Flow Through	-	-	-		0%
State	-		-		0%
Federal	-	-	-		0%
Other	-	-	-		0%
Total	\$ 104,259	\$ 74,414	\$ 65,000	\$ 75,000	100%

EXPENDITURES

OBJECT	2016-2017 Actual	2017-2018 Actual	2018-2019 T.BUDGET	2019-2020 T. Budget	% of Total
Salaries	\$ -	\$ -	\$ -	\$ -	0%
Employee Benefits	-	-	-	-	0%
On Behalf Payment	-	-	-	-	0%
Purchased Services	-	-	-	-	0%
Supplies	-	-	-	-	0%
Equipment	-	-	-	-	0%
Other Purchases	-	-	-	-	0%
Total	\$ -	\$ -	\$ -	\$ -	0%
Surplus/(Deficit)	\$ 104,259	\$ 74,414	\$ 65,000	\$ 75,000	
Ending Fund Balance	\$ 7,612,333	\$ 7,686,747	\$ 7,751,747	\$ 7,761,747	



DOLTON SCHOOL DISTRICT 149
 COMPARATIVE STATEMENT OF REVENUE AND EXPENDITURES
 WORKING CASH FUND
 FY 2017 THROUGH FY 2020

EXPENDITURES (CONTINUED)

EXPENDITURES SUMMARY BY MAJOR FUNCTION

EXPENDITURES	2016-2017 Budget	2017-2018 Actual	2018-2019 T.BUDGET	2019-2020 T. Budget	% of Total
Instruction	\$ -	\$ -	\$ -	\$ -	#DIV/0!
Support Services	-	-	-	-	#DIV/0!
Community Services	-	-	-	-	#DIV/0!
Payments to Other Districts & Governmental Units	-	-	-	-	#DIV/0!
On Behalf Payments	-	-	-	-	#DIV/0!
Debt Service	-	-	-	-	#DIV/0!
Total Expenditures	\$ -	\$ -	\$ -	\$ -	#DIV/0!

DOLTON SCHOOL DISTRICT 149
 COMPARATIVE STATEMENT OF REVENUE AND EXPENDITURES
 TORT FUND
 FY 2017 THROUGH FY 2020

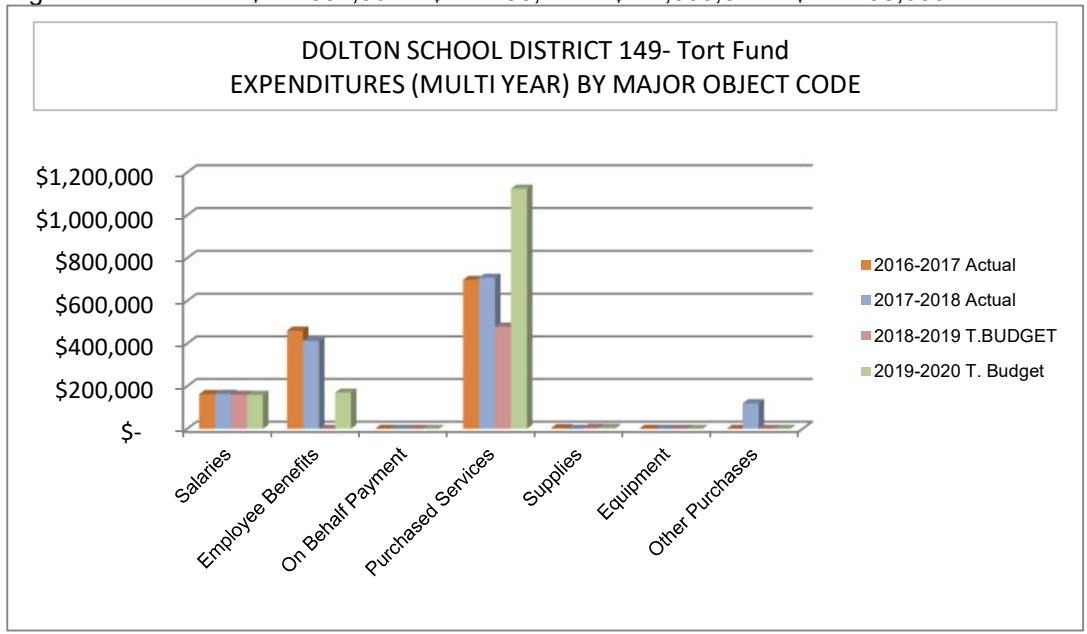
Beg. Fund Balance \$ 267,952 \$ 357,567 \$ 293,242 \$ 293,242

REVENUE

FUNCTION	2016-2017 Actual	2017-2018 Actual	2018-2019 T.BUDGET	2019-2020 T. Budget	% of Total
Local	\$ 314,806	\$ 665,475	\$ 682,000	\$ 686,493	22%
Flow Through	-	-	-	-	0%
State	1,100,000	675,000	675,000	675,000	78%
Federal	-	-	-	-	0%
Other	-	-	-	-	0%
Total	\$ 1,414,806	\$ 1,340,475	\$ 1,357,000	\$ 1,361,493	100%

EXPENDITURES

OBJECT	2016-2017 Actual	2017-2018 Actual	2018-2019 T.BUDGET	2019-2020 T. Budget	% of Total
Salaries	\$ 162,960	\$ 163,887	\$ 160,000	\$ 160,000	11%
Employee Benefits	460,604	412,675	-	170,000	12%
On Behalf Payment	-	-	-	-	0%
Purchased Services	698,267	708,238	479,400	1,124,400	77%
Supplies	3,360	-	5,000	5,000	0%
Equipment	-	-	-	-	0%
Other Purchases	-	120,000	-	-	0%
Total	\$ 1,325,191	\$ 1,404,800	\$ 644,400	\$ 1,459,400	100%
Surplus/(Deficit)	\$ 89,615	\$ (64,325)	\$ 712,600	\$ (97,907)	
Ending Fund Balance	\$ 357,567	\$ 293,242	\$ 1,005,842	\$ 195,335	



DOLTON SCHOOL DISTRICT 149
 COMPARATIVE STATEMENT OF REVENUE AND EXPENDITURES
 TORT FUND
 FY 2017 THROUGH FY 2020

EXPENDITURES (CONTINUED)

EXPENDITURES SUMMARY BY MAJOR FUNCTION

EXPENDITURES	2016-2017 Actual	2017-2018 Actual	2018-2019 T.BUDGET	2019-2020 T. Budget	% of Total
Instruction	\$ -	\$ -	\$ -	\$ -	0%
Support Services	1,325,191	1,404,800	644,400	1,459,400	100%
Community Services	-	-	-	-	0%
Payments to Other Districts & Governmental Units	-	-	-	-	0%
On Behalf Payments	-	-	-	-	0%
Debt Service	-	-	-	-	0%
Total Expenditures	\$ 1,325,191	\$ 1,404,800	\$ 644,400	\$ 1,459,400	100%

DOLTON SCHOOL DISTRICT 149
FINANCIAL RATING (ISBE)
FY 2013 THROUGH FY 2018

Fiscal Year	Score	Fund	FY 2013	FY 2014	FY 2015	FY 2016	FY 2017	FY 2018
FY 13	2.65	10	990,227	3,459,839	639,227	712,506	1,145,606	4,305,212
FY 14	3.45	20	(208,193)	997,997	1,012,780	1,012,771	1,668,383	1,155,246
FY 15	2.80	30	1,145,017	765,705	380,997	496,100	483,711	626,578
FY 16	3.25	40	1,987,369	1,724,338	363,562	362,077	484,732	478,741
FY 17	3.60	50	446,639	799,283	1,101,768	674,408	209,807	377,414
FY 18	3.60	60	47,739	48,025	48,336	4,940,438	4,519,406	3,525,922
		70	3,892,653	6,290,892	6,389,279	7,508,074	7,612,333	7,686,747
		80	(284,425)	895	98,157	267,952	357,567	293,242
			\$ 8,017,026	\$ 14,086,974	\$ 10,034,106	\$ 15,974,326	\$ 16,481,545	\$ 18,449,102

